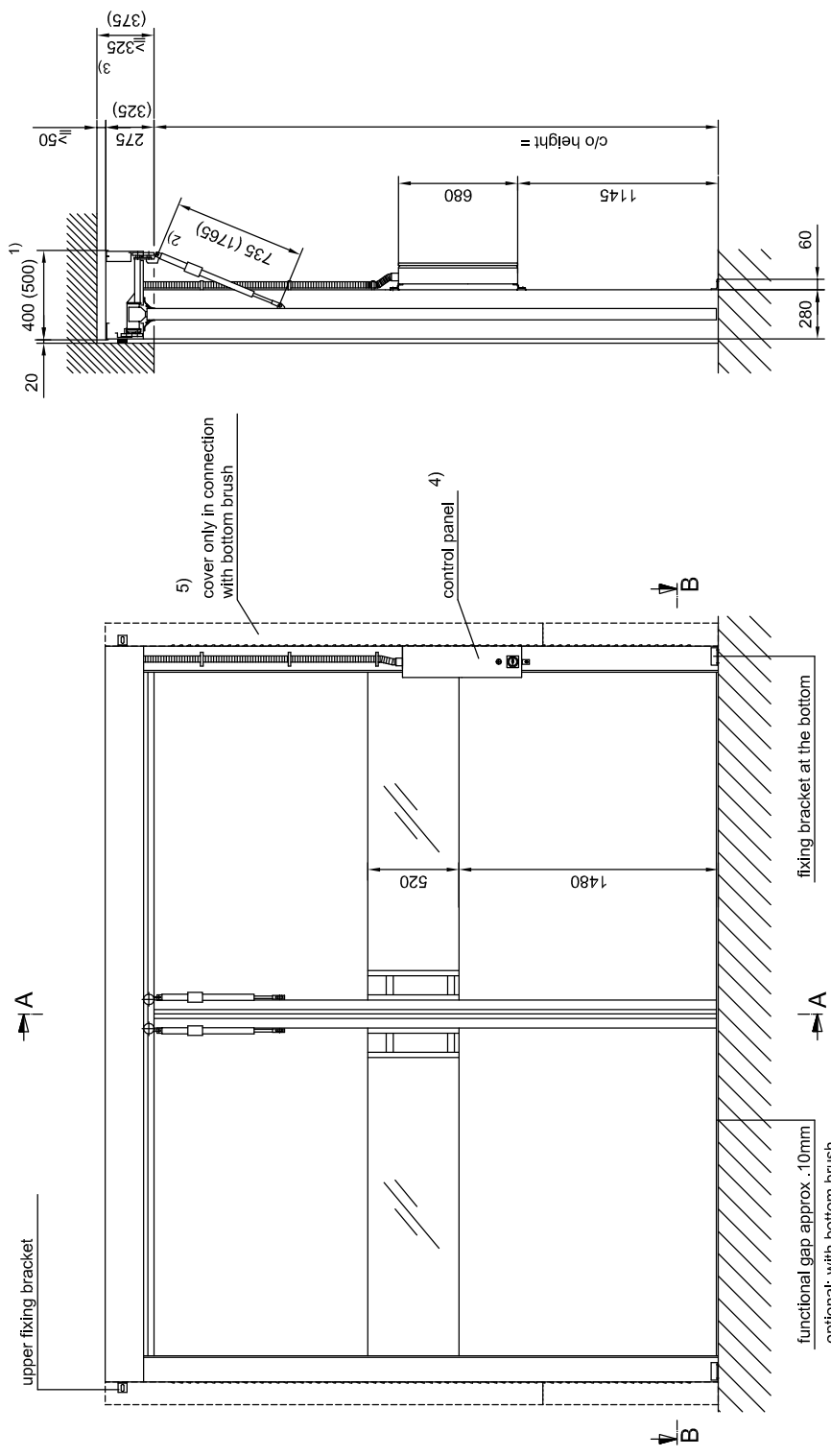
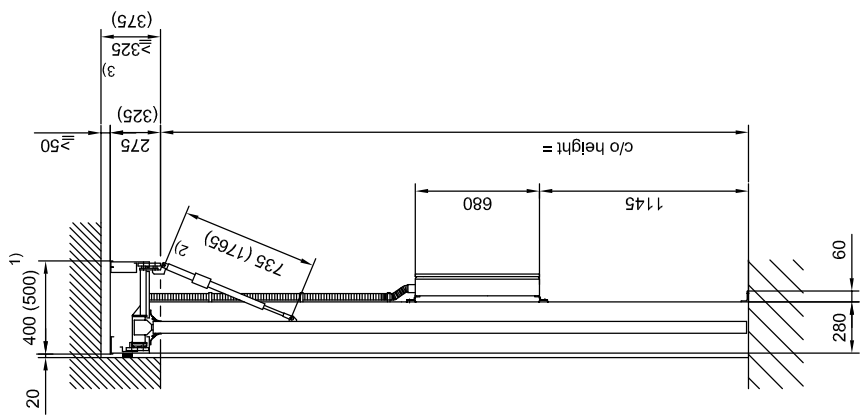


view from inside

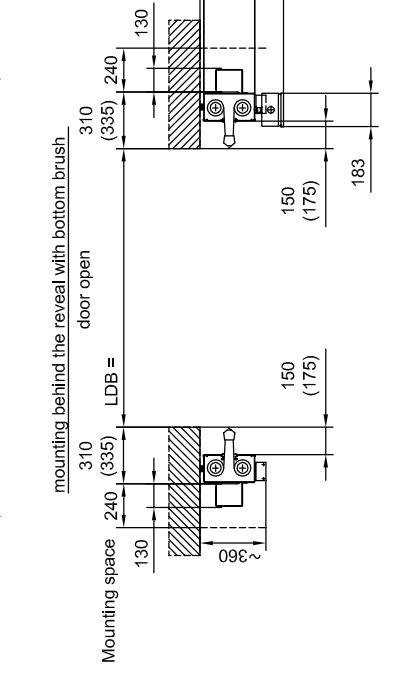
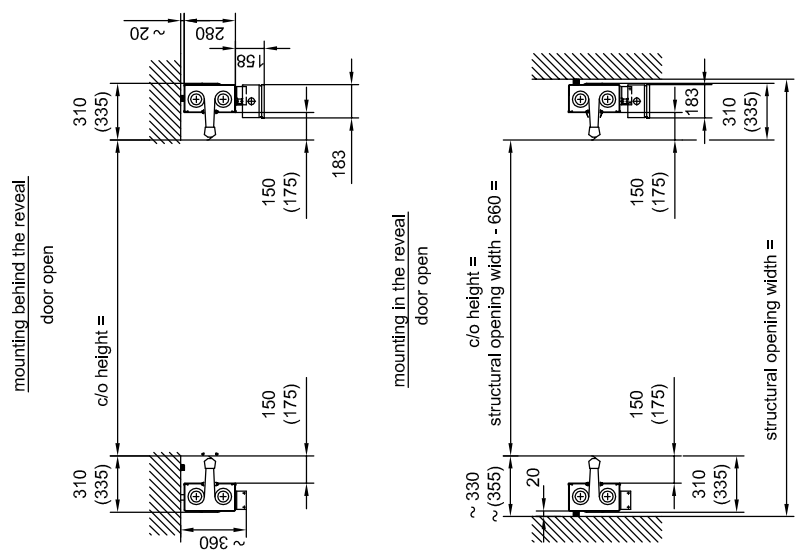


section A - A



section B - B

(Dimensions given in brackets apply for doors with escape route approval)



- 1) 500 for c/o height \geq 3300
for c/o width \geq 3500
- 2) 1765 for c/o height \geq 3600
not to apply for c/o height \leq 2800 (steel profile is fixed)
- 3) space required for mounting under the reveal
375 for c/o height \leq 2500
325 for c/o height > 2500
- 4) standard control panel 680x183 mm - to be mounted either on left or right jamb
special control panel 600x600 mm - Novosprint with escape route approval - to be mounted on the wall either on left or right hand side
- 5) cover for bottom brush only when door installed behind the reveal please consider: only possible when c/o height \geq c/o width / 2 + 500 mm

* cover sheet for guide roller not applicable when c/o height > 2500 mm

NOVOSPRINT HS 5 V

technical data sheet
05/24/2/2

Feb. 2010
CAD: novo-HS5V
Umschreibungsmerkmal DIN 34

BUTZBACH
MADE IN GERMANY
Industriestore - Weiherstr. 16
D - 89293 Kellmünz

subject to technical alterations!